

Department of Defense Information Technology and Cyberspace Activities Budget Overview

President's Budget (PB) 2025 Budget Request

March 2024

Preparation of this study/report cost the Department of Defense a total of approximately \$4,490 for fiscal year 2025.

FY 2025 Budget Overview

FY 2025 Budget Overview	5
1. DoD FY 2025 Information Technology and Cyberspace Activities Budget Request Overview	5
Figure 1: FY 2025 IT/CA Budget as Related to the Overall DoD Budget.....	5
Figure 2: DoD IT and Cyber Budget Trend Across 5 Years	6
Table 1: FY 2025 Total Unclassified IT/NSS Budget and Classified IT/CA Budget.....	7
Figure 3: FY2025 IT/CA Budget Request by Bureau	8
Figure 4: FY 2025 IT/CA Budget Major vs. Non-Major Investments by Resource Bureau.....	9
Figure 5: FY 2025 IT/CA Budget by Appropriation	10
Figure 6: FY 2025 IT/CA Budget by Appropriation Breakout by Bureau	11
Table 2: FY 2025 Federal E-Government (E-Gov) Initiatives	12
2. DoD IT/CA Budget by Architectural Alignment	14
Table 3: FY 2025 Architectural Alignment by OMB Part, DoD Mission Area, and Segment.....	15
Figure 7: FY 2025 Architectural Alignment by OMB Part by Resource Bureau	17
Figure 8: FY 2025 Architectural Alignment by DoD Mission Area.....	18
Table 4: FY 2025 Architectural Alignment by DoD Segment.....	19
Figure 9: FY 2025 DBS Funding by Resource Bureau	20
3. DoD IT/CA Budget by Technology Business Management (TBM)	21
Figure 10: FY 2025 Funding by TBM Tower	21
Figure 11: FY 2025 Funding by TBM Cost Pool	21
Figure 12: FY 2025 TBM Tower by Resource Bureau.....	23
Figure 13: FY 2025 TBM Cost Pool by Resource Bureau.....	24
4. Software Modernization and Cloud Adoption	25

Figure 14: FY 2025 Cloud and Cloud Migration Funding 26

Figure 15: FY 2025 Cloud and Cloud Migration Funding by Resource Bureau..... 27

Figure 16: FY 2025 Cloud Sources by Resource Bureau..... 28

5. **Cyberspace Activities** 29

 Table 5: FY 2025 Cyberspace Activities Budget 29

6. **Federal IT Dashboard** 30

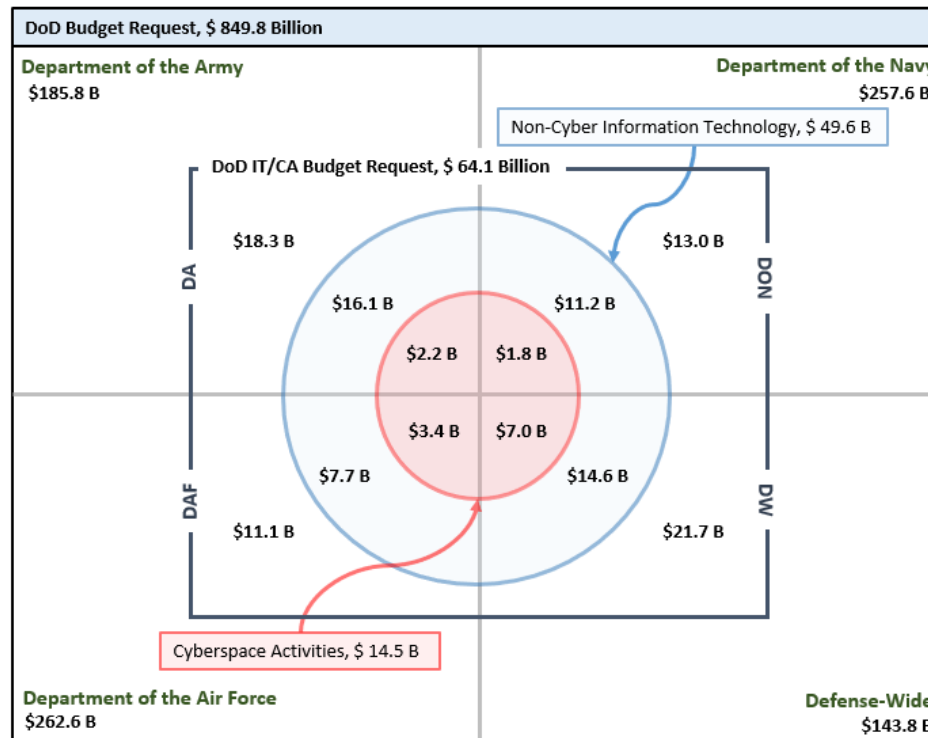
APPENDIX A: ACRONYM LIST 31

FY 2025 Budget Overview

1. DoD FY 2025 Information Technology and Cyberspace Activities Budget Request Overview

The Department of Defense (DoD) fiscal year (FY) 2025 information technology/cyberspace activities (IT/CA) budget captures the Department’s resources associated with IT and cyberspace activities investments, including cloud, general IT, and cyber-specific capabilities. The IT/CA \$64.1B budget estimate is a subset of the Department’s overall budget request and represents approximately 8% the Department’s resources. *Note: In the material below, Department of the Navy (DON) includes Navy and Marine Corps and Department of the Air Force (DAF) includes Air Force and Space Force.*

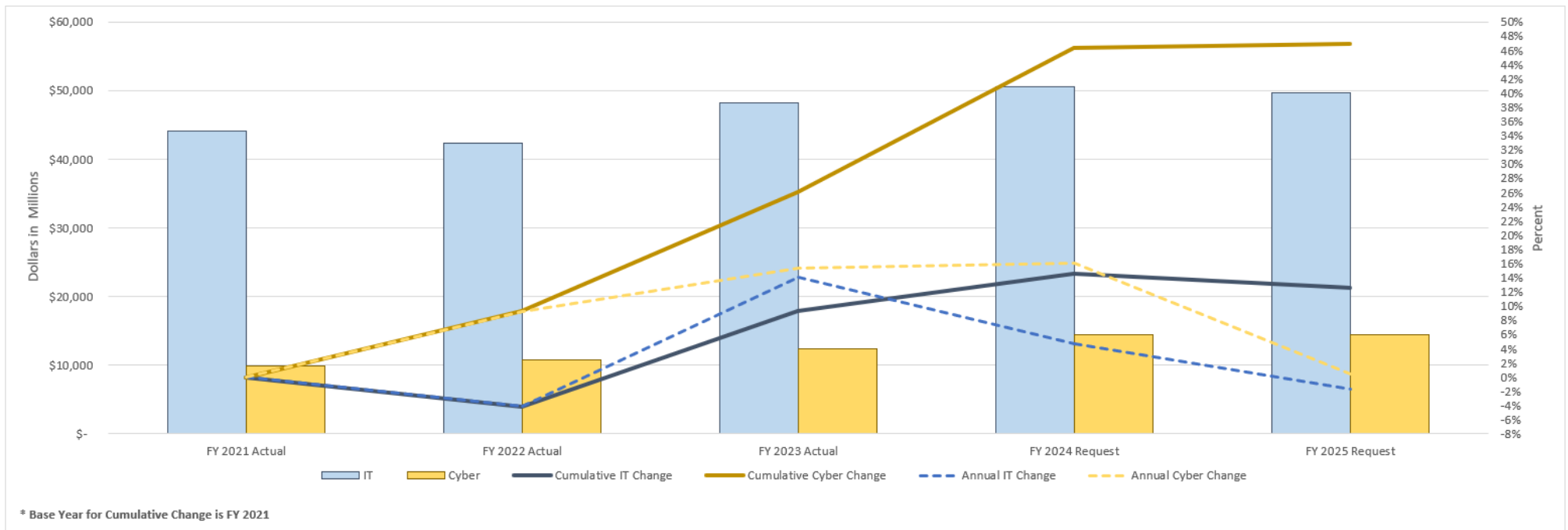
Figure 1: FY 2025 IT/CA Budget as Related to the Overall DoD Budget



Numbers may not add due to rounding
 Source: FY 2025 President's IT/Cyberspace Activities Budget Request

While the IT/CA budget is comprised of a combination of IT and cyber capabilities, the funding predominantly supports IT capabilities. The IT portion of the IT/CA budget supports the Department’s infrastructure (e.g., networks, data centers), business management systems (e.g., human resources management, financial management, and acquisition), as well as investments in the warfighter space (e.g., battlespace awareness and command and control). The IT budget is steadily increasing to bolster the Department’s IT capabilities and programs. Similarly, the CA portion of the IT/CA budget is also steadily increasing to support the Department’s efforts to immediately respond to cyber threats, reduce cybersecurity vulnerabilities, and ensure DoD’s information superiority.

Figure 2: DoD IT and Cyber Budget Trend Across 5 Years



The FY 2025 President’s Budget (PB) IT/CA budget request is \$64.1B, including \$14.5B in cyber investments and \$49.6B in unclassified and classified IT investments.

Table 1: FY 2025 Total Unclassified IT/NSS Budget and Classified IT/CA Budget

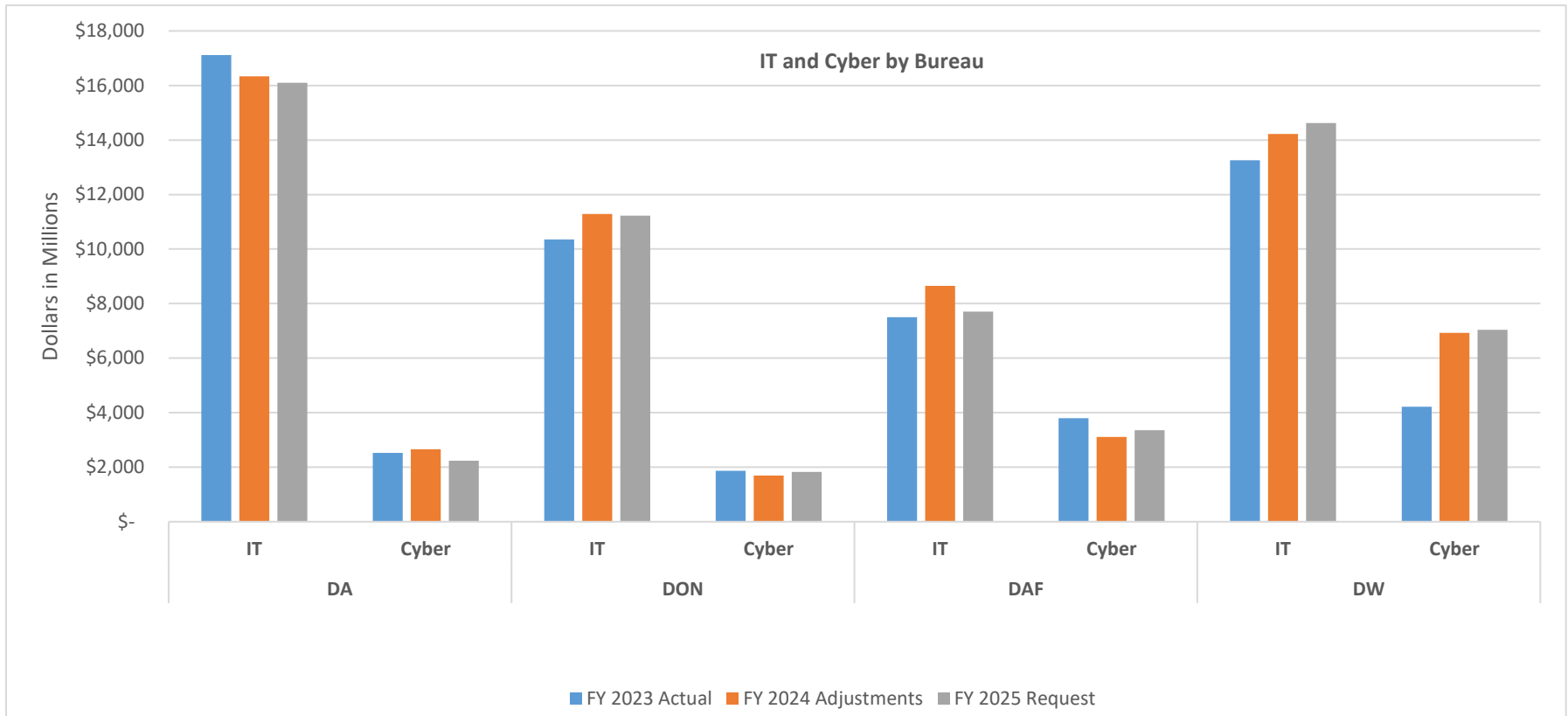
Category (\$M)	FY 2023 Actual	FY 2024 Adjustments	FY 2025 Request	Δ FY 2024 Adjustments - FY 2025 Request
Non Cyber IT	\$ 48,225	\$ 50,498	\$ 49,644	\$ (854)
* Unclassified IT Budget non NSS	\$ 24,284	\$ 24,776	\$ 25,035	\$ 259
** Unclassified IT Budget NSS	\$ 22,179	\$ 23,949	\$ 22,795	\$ (1,154)
** Classified IT	\$ 1,762	\$ 1,773	\$ 1,814	\$ 41
** Classified Cyber	\$ 12,398	\$ 14,388	\$ 14,453	\$ 65
Total FY 2025 PB	\$ 60,623	\$ 64,886	\$ 64,097	\$ (789)

Numbers may not add due to rounding

* Publically available on the OMB IT Dashboard

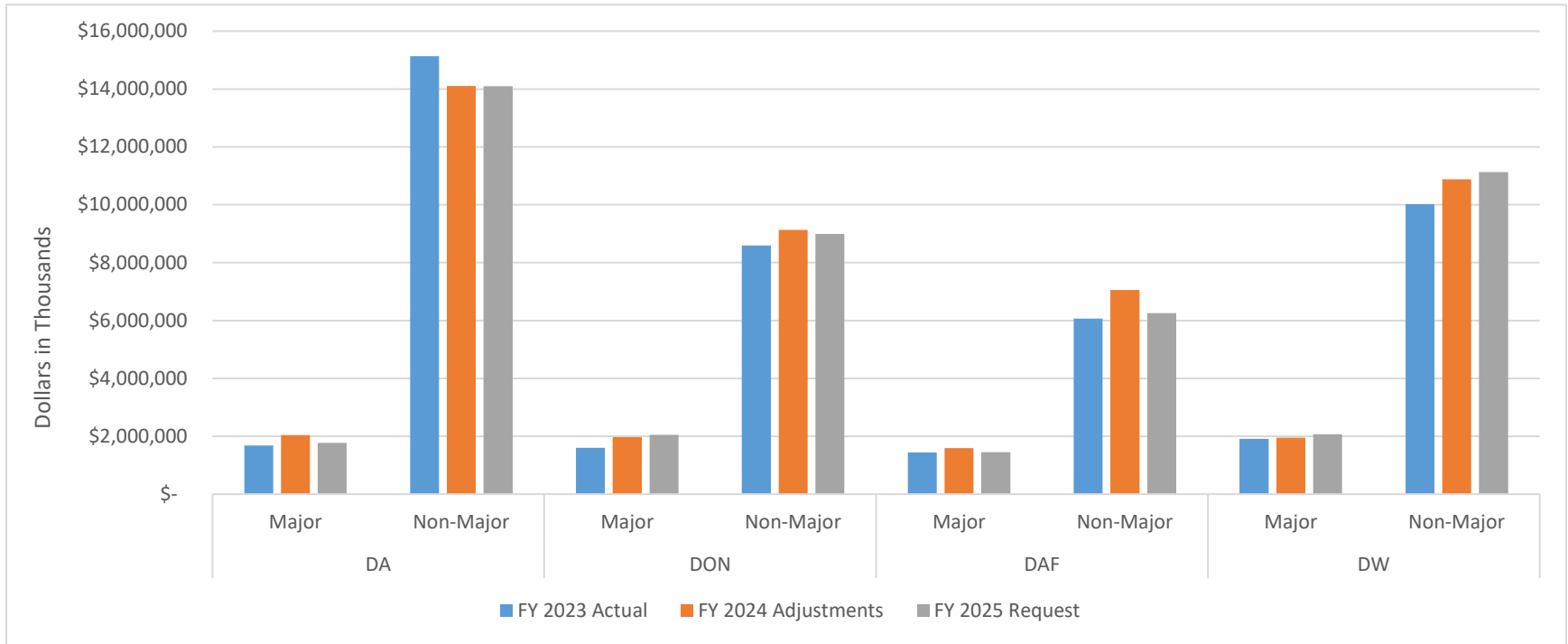
** Not Publically available on the OMB IT Dashboard

Figure 3: FY 2025 IT/CA Budget Request by Bureau



The FY 2025 IT/CA budget is comprised of 3,530 IT/CA investments, including 40 major investments and 3,490 non-major investments. Major investments account for \$7.4B or approximately 12% of the total IT/CA budget, while non-major investments account for \$56.7B or approximately 88% of the total IT/CA budget.

Figure 4: FY 2025 IT/CA Budget Major vs. Non-Major Investments by Resource Bureau



The IT/CA budget captures seven different appropriation types, reported by 44 Components. The majority of the FY 2025 IT/CA budget is funded with operations and maintenance funding, totaling \$33.4B.

Figure 5: FY 2025 IT/CA Budget by Appropriation

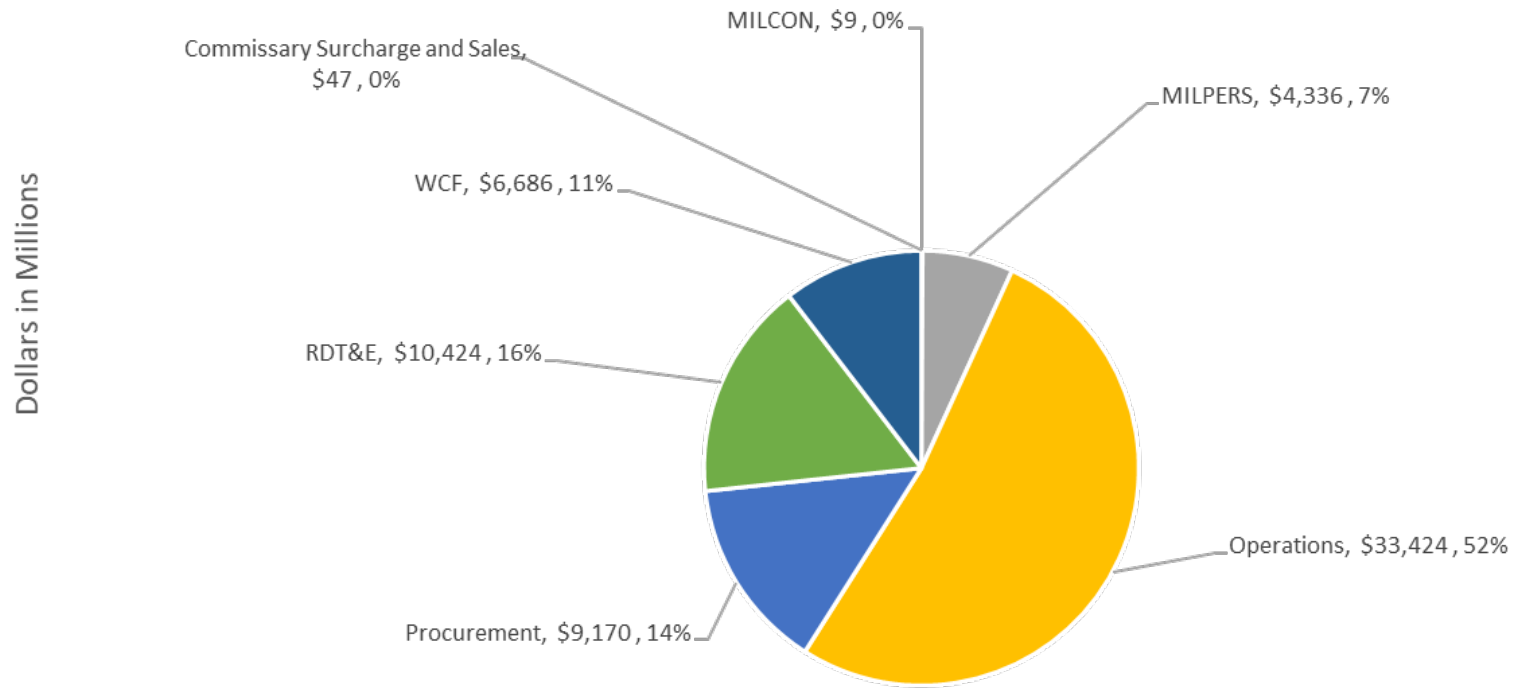
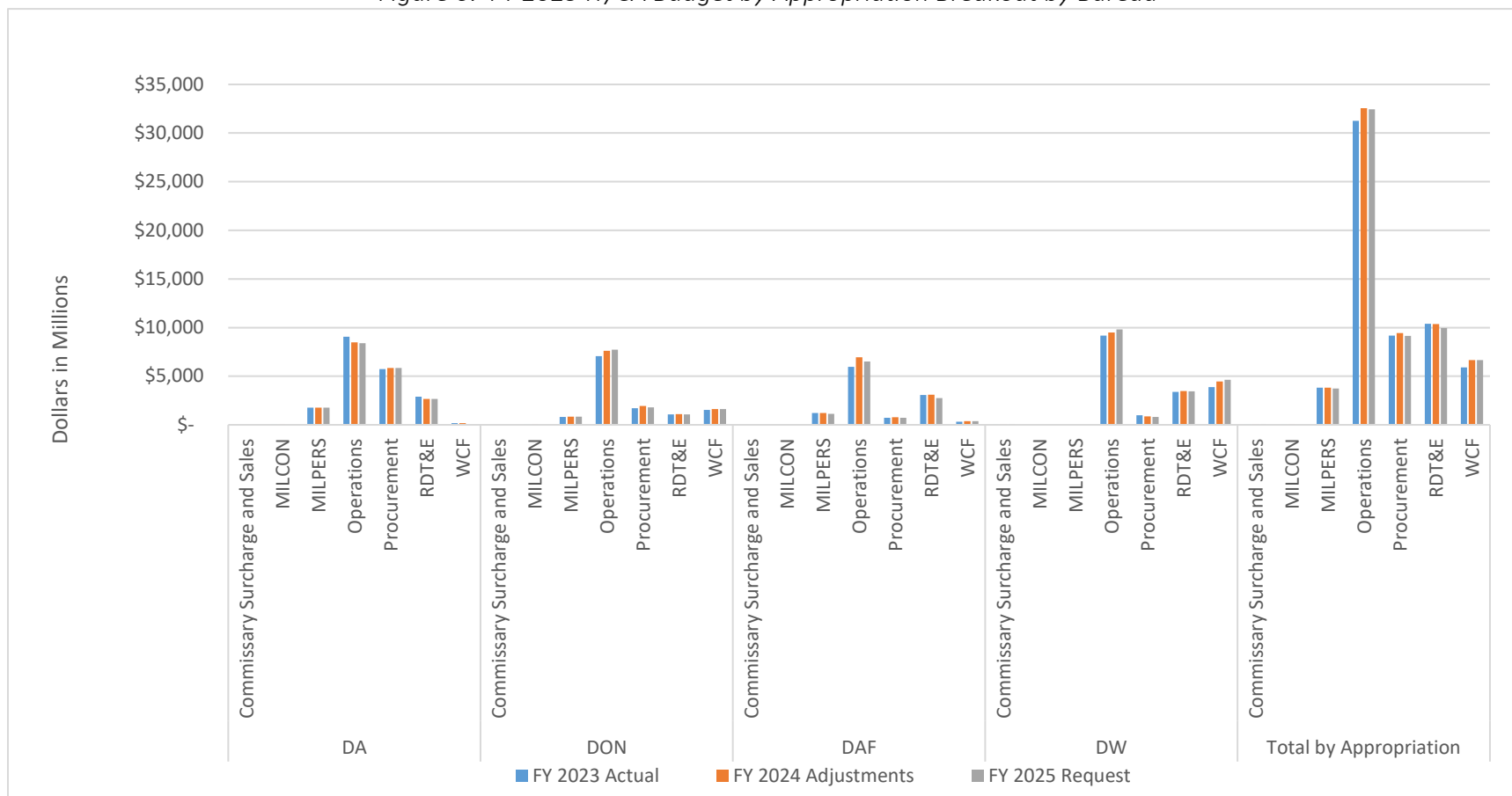


Figure 6: FY 2025 IT/CA Budget by Appropriation Breakout by Bureau



DoD continues to support and benefit from Federal E-Government (E-Gov) initiatives, including lines of business (LoB) and shared services. Table 2 below includes DoD agency contributions towards E-Gov initiatives in FY 2023 through FY 2025. The National Freedom of Information Act (FOIA) Portal is a requirement under the FOIA Improvement Act and not reflected within the DoD E-Gov initiatives. Agency contributions reflect funding commitments and/or in-kind services provided by partner agencies to initiative managing partner agencies in support of developing, implementing, and/or migrating to E-Gov common solutions. Contribution amounts are determined annually through collaborative, interagency E-Gov initiative governance structures, subject to the Office of Management and Budget (OMB) approval.

Table 2: FY 2025 Federal E-Government (E-Gov) Initiatives

Line of Business (LoB) Title (\$K)	Unique Investment ID	Brief Description	FY 2023 Actual	FY 2024 Adjustments	FY 2025 Request
Budget Formulation and Execution	007-000100911	Provides agencies with technological solutions, tools, and services to enhance budgeting, analysis, document production, and data collection.	\$120	\$120	\$130
Financial Management	007-000100913	Creates government-wide financial management solutions that are efficient and improve business performance while ensuring integrity in accountability, financial controls, and mission effectiveness.	\$187	\$187	\$187
Grants.Gov	007-000100914	The Grants.gov storefront provides electronic functionality to applicants and grantees and reduces the paper-based processes that currently challenge the federal grants environment. The initiative is designed to reduce existing inefficiencies, meet E-Gov goals, and provide benefits to both citizens and the government. DoD provides funds to use Grants.gov's find and apply functionality.	\$966	\$970	\$1,013
Human Resources	007-000100915	Allows the DoD to optimize the cost to manage human resource (HR) systems and processes across a worldwide customer base and reduce costs to perform these functions individually.	\$274	\$274	\$274
Integrated Award Environment	007-000100916	Uses innovative processes and technologies to improve systems and operations for those who award, administer, or receive federal financial assistance (i.e. grants, loans), contracts, and intergovernmental transactions.	\$43,604	\$40,636	\$41,905
Performance Management	007-000100917	Develops government-wide performance management capabilities to help meet the Government Performance and Results Modernization Act of 2010 (GPRAMA) transparency requirements and support government-wide performance management efforts.	\$80	\$80	\$100
Security, Suitability, and Credentialing	007-000100918	Executive branch-wide, modern, cost-effective, standardized, and interoperable personnel security, suitability, and credentialing solutions providing common, core functionality to support the LoB strategic management.	\$2,104	\$2,146	\$2,173
E-Rulemaking	007-000100920	The eRulemaking Program is a collaborative, interagency effort, whose purpose is to establish a common, automated, and integrated repository to manage federal rulemakings and non-rulemaking actions that follow a structured notice and common process.	\$104	\$92	\$125

Line of Business (LoB) Title (\$K)	Unique Investment ID	Brief Description	FY 2023 Actual	FY 2024 Adustments	FY 2025 Request
Federal PKI	007-000101044	The federal public key infrastructure (PKI) efforts/federal PKI bridge is designed to allow agencies to operate their own public key infrastructures and interoperate with the public key infrastructures of other agencies.	\$1,110	\$1,110	\$1,198
Hiring Assessment	007-000103736	Hiring assessment LoB administratively housed at the Office of Personnel Management (OPM) and managed jointly by OPM and OMB. The LoB will support the implementation efforts of effective assessments and related efforts including government-wide hiring actions and shared certificates. New FY 2022 investment.	\$465	\$465	\$0
Grand Total			\$49,014	\$46,080	\$47,105

DoD's IT/CA assets and initiatives deliver essential infrastructure, systems, and communications resources and capabilities from the smallest units to the largest components of the vast global DoD enterprise. Technology capabilities underpin nearly every aspect of modern defense and warfighting strategies and objectives, from the Pentagon to the front line, space and now cyberspace. A seamless, transparent infrastructure that transforms data into actionable information and ensures dependable mission execution in the face of the persistent cyber threat is vital in this new IT-driven operational environment. The DoD IT/CA strategic landscape is an environment that delivers unified capabilities across DoD and connections with critical mission partners.

2. DoD IT/CA Budget by Architectural Alignment

Each investment in the IT/CA budget is aligned to both OMB and DoD architectures, which outline the specific capabilities and business processes supported by the specific investment.

OMB aligns IT/CA investments to “parts”, which define the category of each investment. Part 1 aligns to IT investments that directly support the Agency’s mission delivery. Part 2 aligns to IT investments that provide mission support services, comprised of common activities across all Agencies and include functional areas, such as financial management, human resources management, and contracting. Part 3 aligns to IT goods and services investments common to all Agencies, such as IT infrastructure, security, and management.

In addition to OMB alignment, all investments in the IT budget align to the DoD mission area and segment architectures. The DoD architectures are detailed taxonomies based on the capabilities and services provided and supported by the individual IT/CA investments. The DoD mission area and segment architectures align to the OMB part categorization and provide a more granular classification of the Department’s investments. The DoD has four mission areas – business, warfighting, enterprise information environment, and defense intelligence. The enterprise information environment mission area is the largest mission area, supporting the Department’s critical infrastructure investments.

Table 3 below shows the alignment between OMB parts, mission areas, and segments and the FY 2025 total budget. Figure 7, figure 8, and table 4 show the FY 2025 budget alignment to the OMB Part, DoD mission area, and segment architectures.

Table 3: FY 2025 Architectural Alignment by OMB Part, DoD Mission Area, and Segment

OMB Part/Mission Area/Segment (\$K)	DAF	DA	DW	DON	Grand Total
Part 1: Mission Delivery	\$2,632	\$4,119	\$3,402	\$2,204	\$12,357
Business			\$1,359		\$1,359
Defense Health			\$1,359		\$1,359
Defense Intelligence	\$50		\$1	\$252	\$303
Battlespace Awareness-ISR	\$50		\$1	\$252	\$303
Enterprise Information Environment	\$78	\$196	\$350	\$46	\$670
Artificial Intelligence (AI)	\$78	\$196	\$350	\$46	\$670
Warfighting	\$2,503	\$3,923	\$1,692	\$1,906	\$10,025
Battlespace Awareness-Environment	\$109	\$418		\$94	\$621
Battlespace Networks	\$736	\$104	\$904	\$858	\$2,603
Building Partnerships	\$122		\$11	\$25	\$158
Command & Control	\$1,019	\$791	\$436	\$711	\$2,958
Core Mission	\$70		\$6	\$69	\$145
Force Application	\$160	\$762	\$21	\$37	\$981
Force Management	\$25	\$83	\$65	\$47	\$219
Force Training	\$235	\$1,711	\$103	\$25	\$2,074
Protection	\$26	\$54	\$145	\$41	\$266
Part 2: Mission Support	\$1,433	\$1,711	\$2,908	\$2,883	\$8,935
Business	\$1,433	\$1,711	\$2,908	\$2,883	\$8,935
Acquisition	\$158	\$96	\$379	\$154	\$788
Defense Security Enterprise		\$8	\$245		\$253
Financial Management	\$240	\$293	\$591	\$665	\$1,789
Human Resources Management	\$311	\$660	\$708	\$707	\$2,386
Logistics	\$611	\$258	\$756	\$1,189	\$2,814
Other	\$23		\$189	\$42	\$254
Planning and Budgeting			\$7	\$16	\$23
Real Property Management (EI&E)	\$89	\$252	\$16	\$97	\$454
Security Cooperation			\$3		\$3
Training and Readiness		\$145	\$14	\$12	\$171

OMB Part/Mission Area/Segment (\$K)	DAF	DA	DW	DON	Grand Total
Part 3: IT Infrastructure, Security, and Management	\$3,643	\$10,041	\$6,898	\$5,957	\$26,539
Enterprise Information Environment	\$3,643	\$10,041	\$6,898	\$5,957	\$26,539
Centrally Managed Enterprise Software License	\$89	\$699	\$97	\$58	\$943
Core Network Infrastructure	\$1,683	\$2,634	\$4,323	\$2,946	\$11,586
DoD Enterprise Services	\$1,613	\$31	\$572		\$2,215
IT Management	\$21	\$1,439	\$ 1,028	\$1,034	\$3,522
Non-Core Network Infrastructure	\$238	\$5,238	\$ 878	\$1,920	\$8,273
Grand Total	\$7,707	\$15,871	\$ 13,208	\$11,044	\$47,830

Note: Numbers only reflect the unclassified IT/NSS budget submission. The Chief Digital and Artificial Intelligence Office (CDAO) provides the Department's total AI funding, which includes embedded AI that is not captured within the IT/CA budget.

Figure 7: FY 2025 Architectural Alignment by OMB Part by Resource Bureau

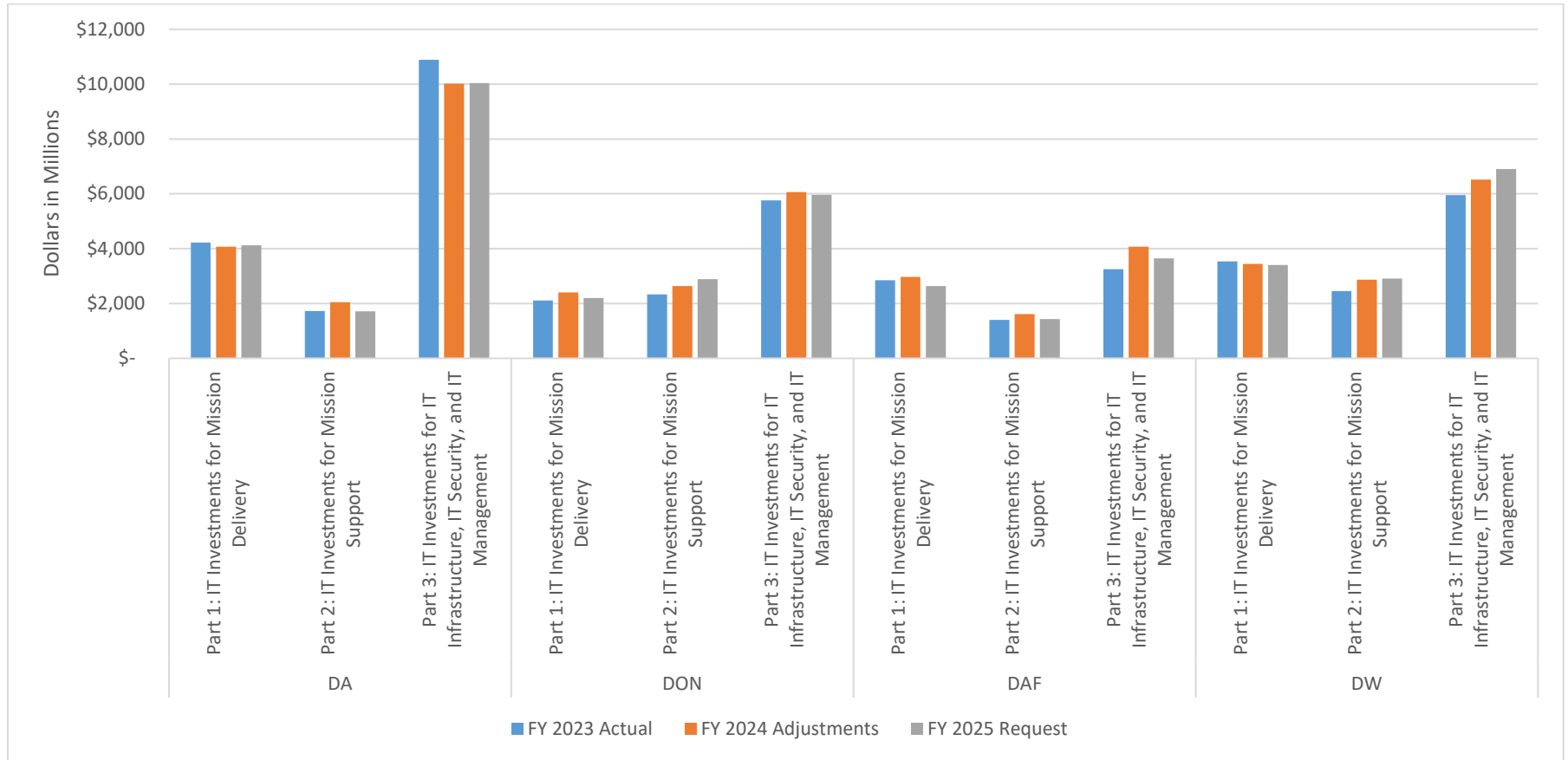
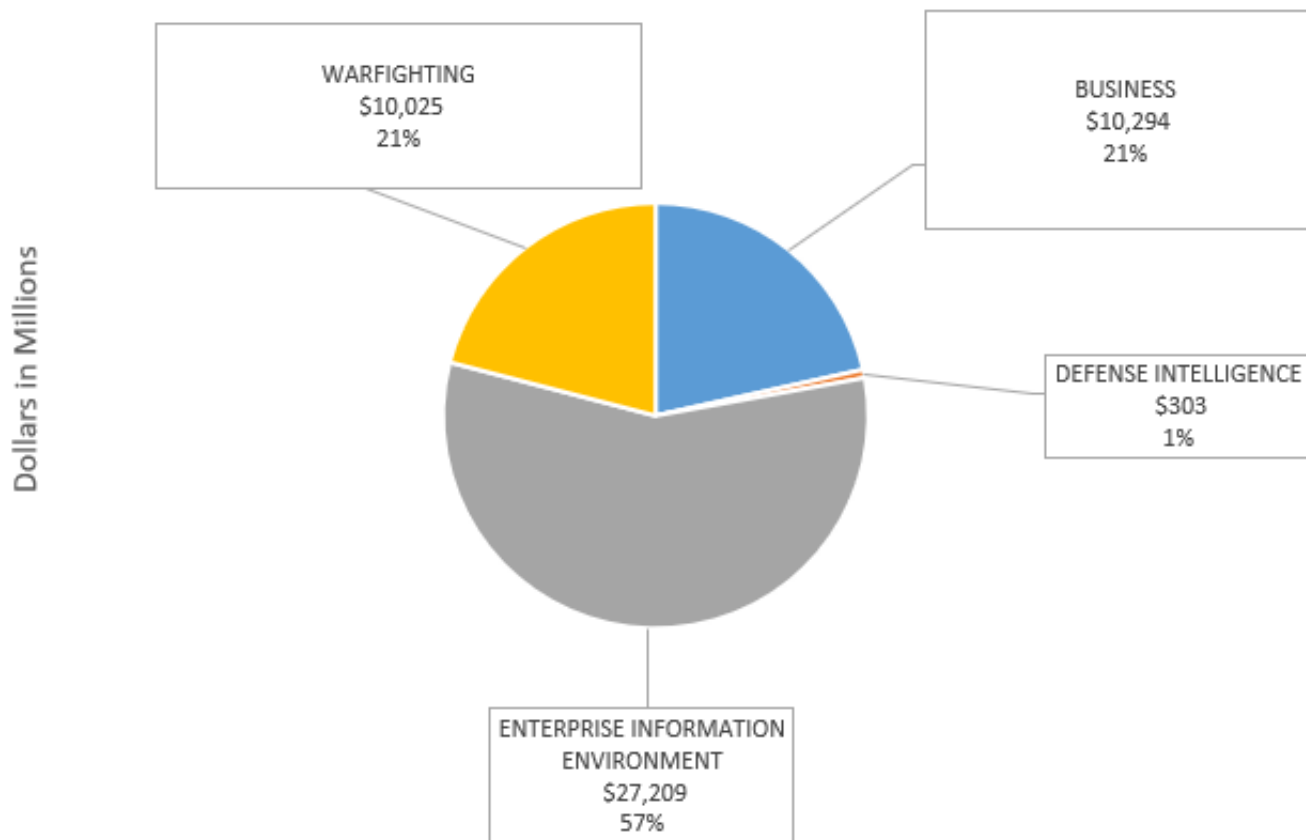


Figure 8: FY 2025 Architectural Alignment by DoD Mission Area



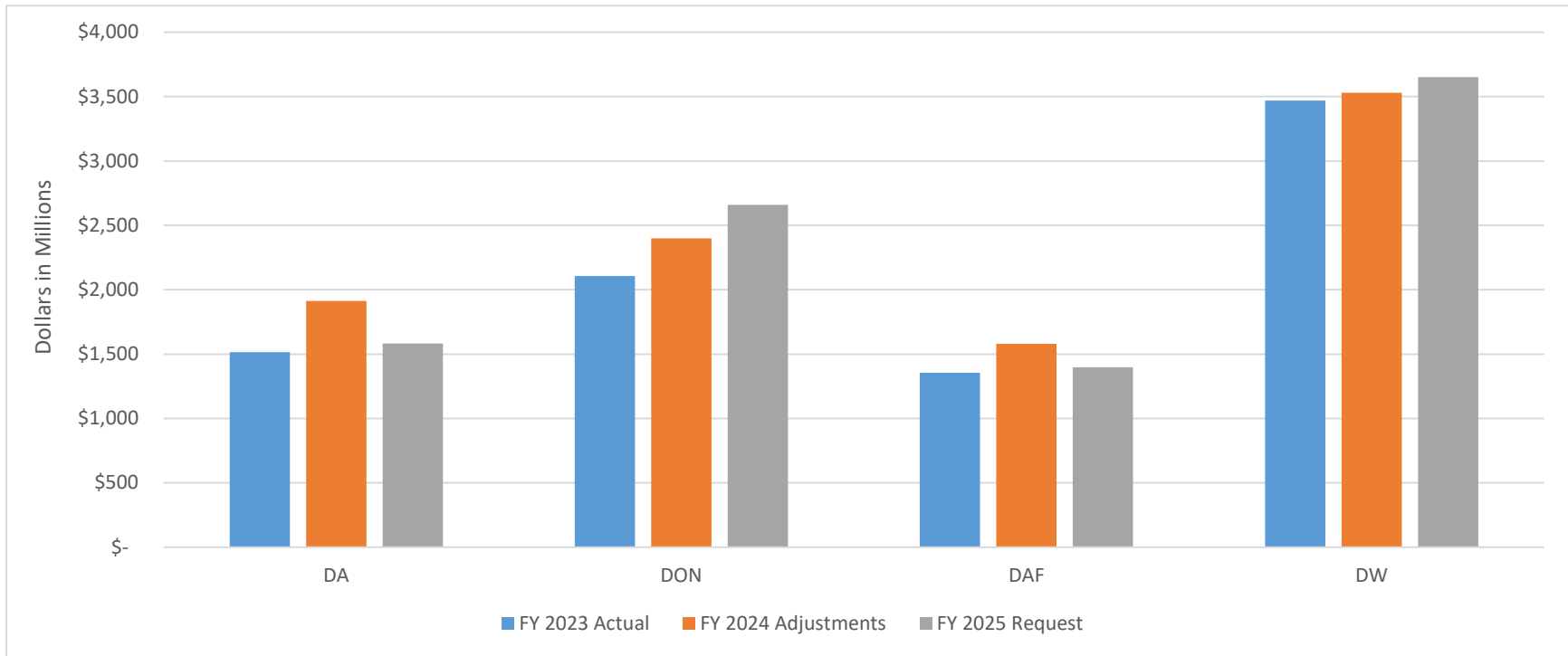
* Numbers only reflect the unclassified IT/NSS budget submission

Table 4: FY 2025 Architectural Alignment by DoD Segment

Mission Area	Segment (\$M)	FY 2023 Actual	FY 2024 Adjustments	FY 2025 Request	Δ FY 2024 Adjustments - FY 2025 Request
Business	Acquisition	\$735	\$803	\$788	(\$15)
	Defense Health	\$1,562	\$1,301	\$1,359	\$58
	Defense Security Enterprise	\$278	\$287	\$253	(\$34)
	Financial Management	\$1,329	\$1,712	\$1,789	\$77
	Human Resources Management	\$2,089	\$2,307	\$2,386	\$79
	Logistics	\$2,615	\$3,112	\$2,814	(\$298)
	Other	\$168	\$252	\$254	\$2
	Planning and Budgeting	\$18	\$22	\$23	\$1
	Real Property Management (EI&E)	\$465	\$427	\$454	\$27
	Security Cooperation	\$3	\$3	\$3	\$0
	Training and Readiness	\$206	\$237	\$171	(\$66)
Defense Intelligence	Battlespace Awareness-ISR	\$348	\$334	\$303	(\$31)
Enterprise Information Environment	Artificial Intelligence (AI)	\$779	\$787	\$670	(\$117)
	Centrally Managed Enterprise Software License	\$839	\$962	\$943	(\$19)
	Core Network Infrastructure	\$10,548	\$11,484	\$11,586	\$102
	DoD Enterprise Services	\$1,878	\$2,244	\$2,215	(\$29)
	IT Management	\$3,377	\$3,339	\$3,522	\$183
	Non-Core Network Infrastructure	\$9,203	\$8,648	\$8,273	(\$375)
Warfighting	Battlespace Awareness-Environment	\$489	\$523	\$621	\$98
	Battlespace Networks	\$2,414	\$2,735	\$2,603	(\$132)
	Building Partnerships	\$133	\$163	\$158	(\$5)
	Command & Control	\$3,164	\$3,356	\$2,958	(\$398)
	Core Mission	\$166	\$199	\$145	(\$54)
	Force Application	\$1,263	\$1,075	\$981	(\$94)
	Force Management	\$217	\$163	\$219	\$56
	Force Training	\$1,902	\$1,955	\$2,074	\$119
	Protection	\$275	\$293	\$266	(\$27)
Grand Total		\$46,463	\$48,723	\$47,831	(\$892)

Within the business mission area (BMA), the Department manages the defense business system (DBS) portfolio, in accordance with the 10 United States Code §2222 requirements. The BMA includes investments supporting financial management, human resources management, logistics, acquisition, and real property management. The Department has 1,337 DBS investments totaling \$9.3B in the FY 2025 budget request.

Figure 9: FY 2025 DBS Funding by Resource Bureau

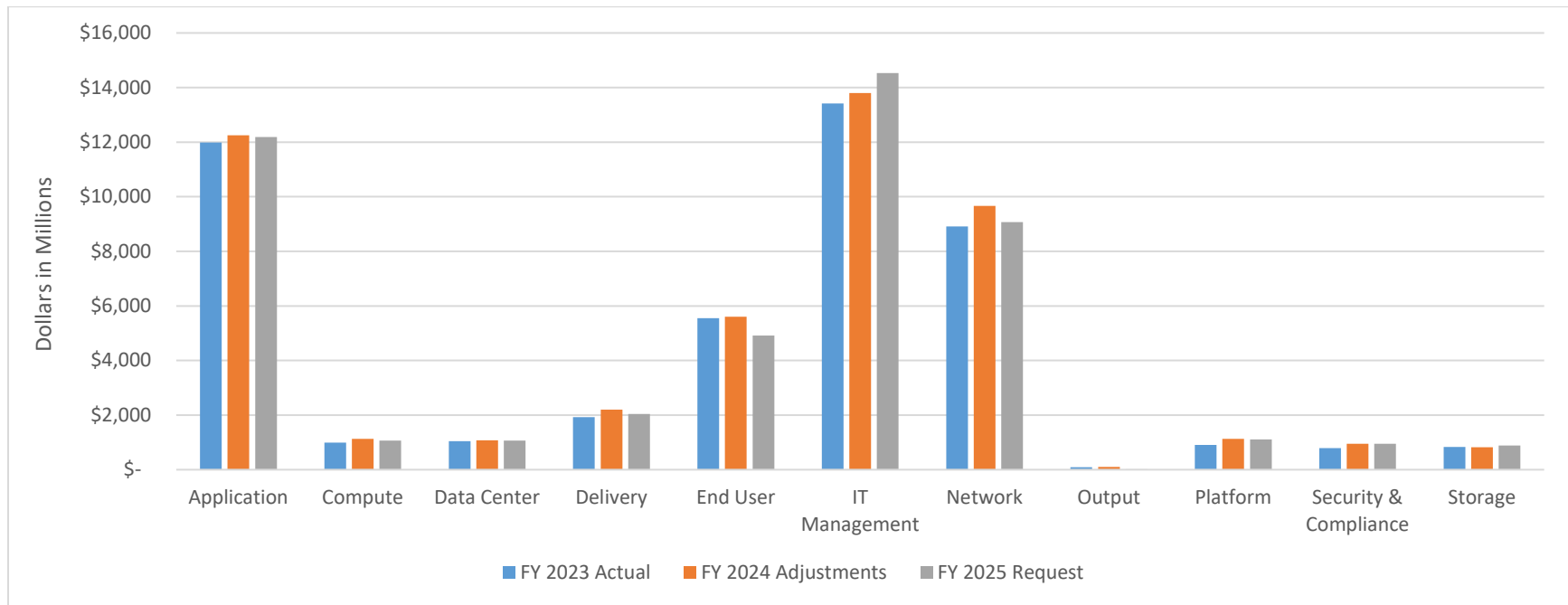


3. DoD IT/CA Budget by Technology Business Management (TBM)

OMB mandates that each investment aligns to the Technology Business Management (TBM) taxonomy, which provides a commodity view of the IT/CA budget. The DoD TBM implementation aligns each investment by tower (DoD equivalent is capability) and cost pool (DoD equivalent is category of expense (CoE)). More TBM information can be found at the Technology Management Council Taxonomy website¹.

The largest tower funded in the IT/CA budget is IT management, with a \$14.5B FY 2025 budget request.

Figure 10: FY 2025 Funding by TBM Tower



¹ <https://www.tbmcouncil.org/learn-tbm/tbm-taxonomy/>

Figure 11: FY 2025 Funding by TBM Cost Pool

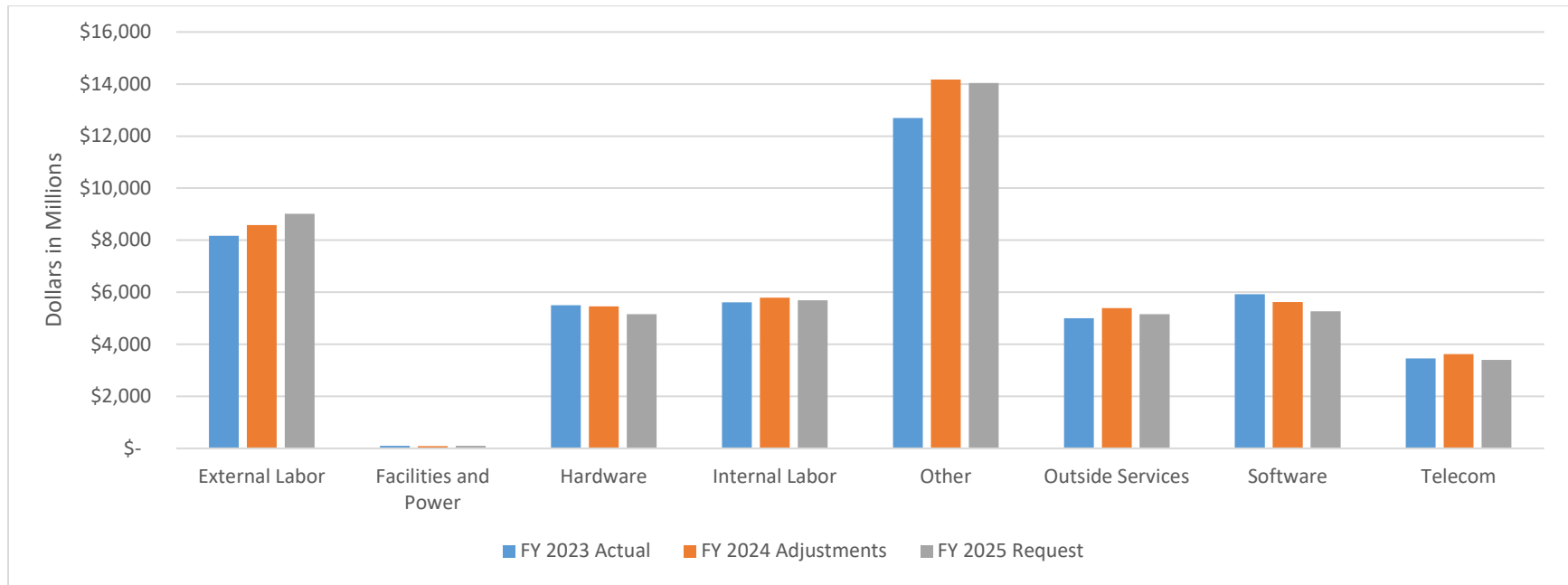


Figure 12: FY 2025 TBM Tower by Resource Bureau

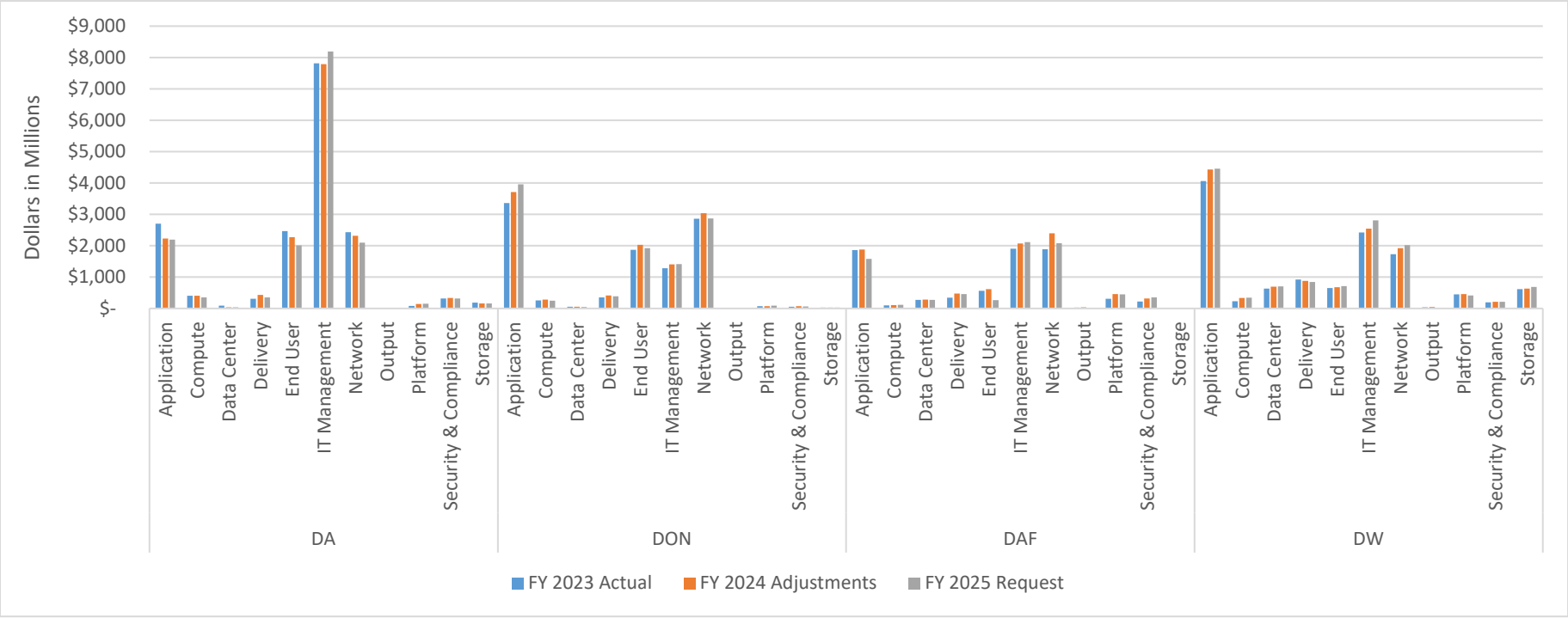
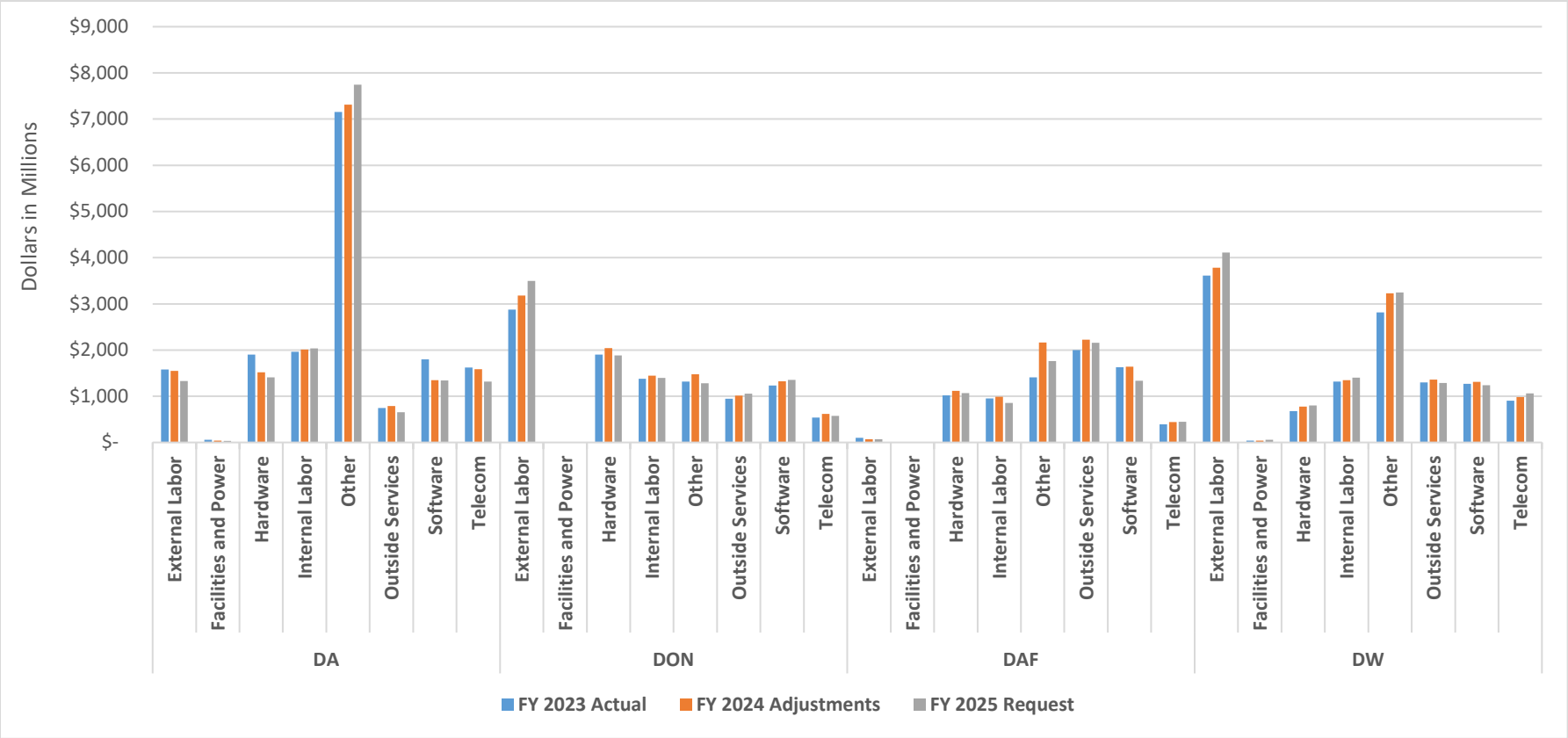


Figure 13: FY 2025 TBM Cost Pool by Resource Bureau



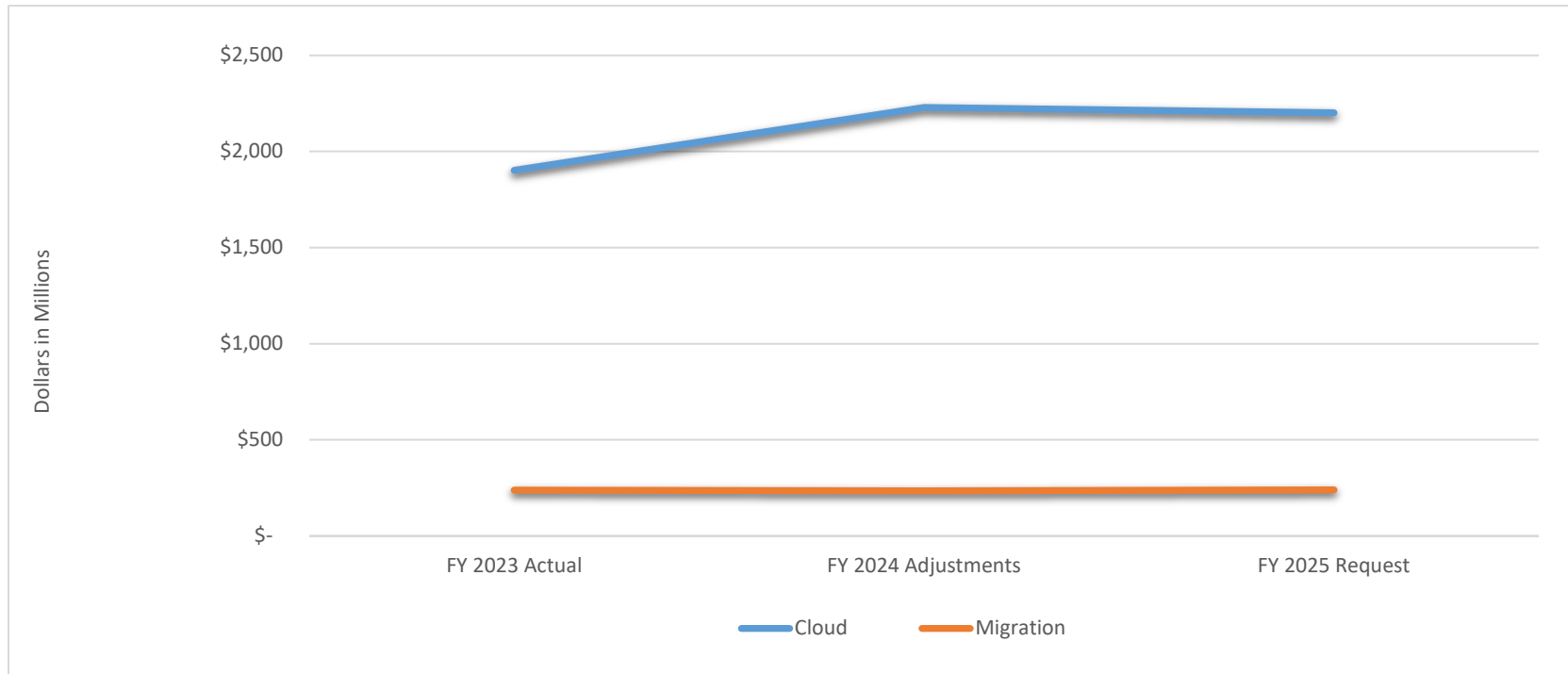
4. Software Modernization and Cloud Adoption

Delivering a more lethal force requires the ability to evolve faster and be more adaptable than our adversaries. The Department's adaptability increasingly relies on software and the ability to securely and rapidly deliver resilient software capability is a competitive advantage that will define future conflicts.

To ensure DoD's information superiority, the DoD Chief Information Officer (CIO), in partnership with the Under Secretary of Defense (USD) for Acquisition and Sustainment and the USD for Research and Engineering, is leading the effort to drive DoD software modernization. Delivering better software faster requires a solid cloud computing foundation, continuously implementing and evolving modern software development approaches and tools (e.g., development, security, and operations), access to enterprise collaboration capabilities, software acquisition policy evolution, and a robust cybersecurity monitoring and response infrastructure.

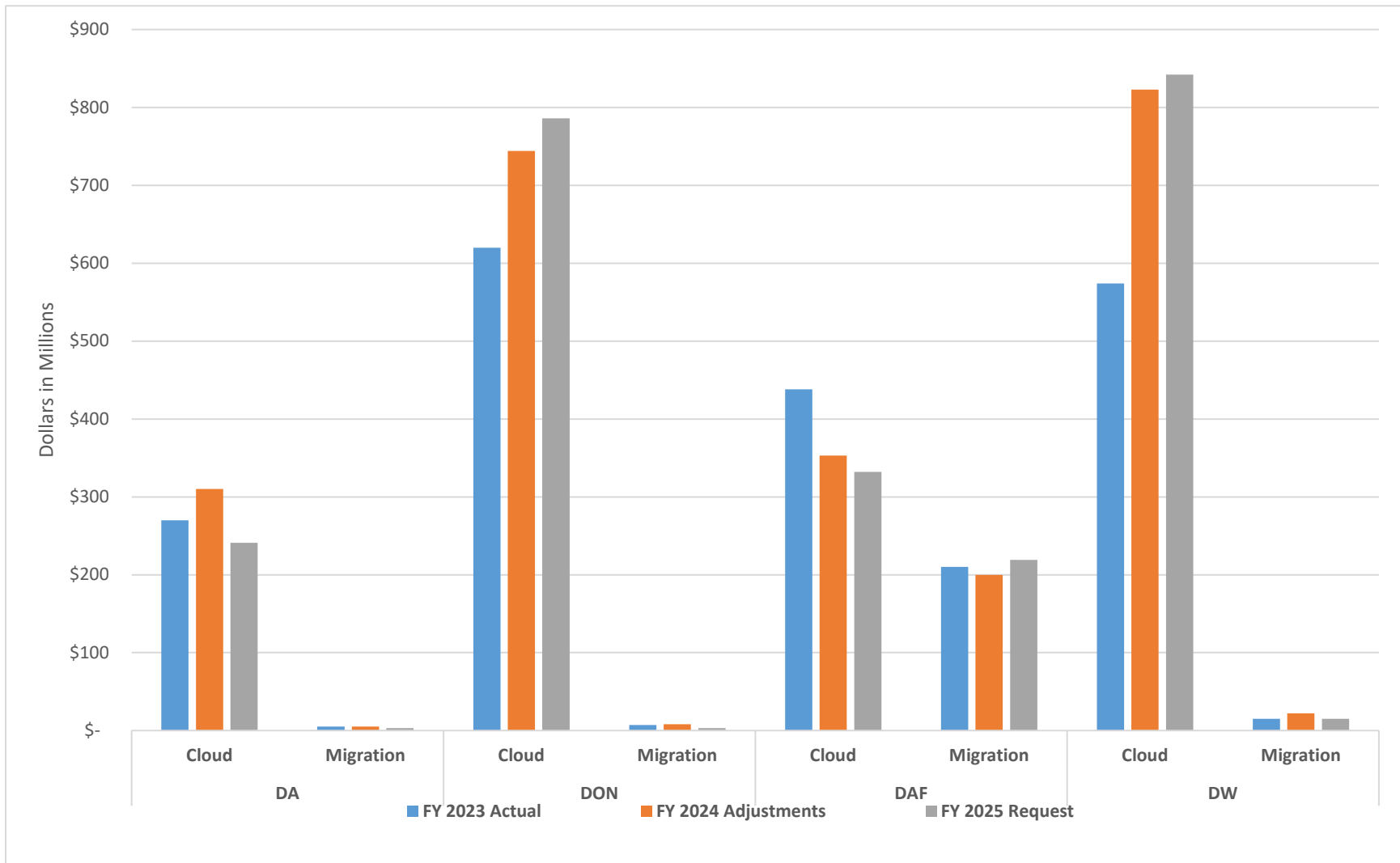
Today's warfighters require a cloud environment capable of greatly accelerating speed to capability, providing assured cybersecurity, and rapidly adapting to changing mission needs. As a key DoD Digital Modernization Strategy and DoD Software Modernization Strategy component, DoD will accelerate cloud adoption via a cloud smart policy by ensuring there is a mature cloud contracts portfolio and enable cloud adoption through automation. The cloud funding within the IT/CA budget steadily increased over the last three years, representing a fundamental Department shift towards cloud services adoption and legacy infrastructure reduction.

Figure 14: FY 2025 Cloud and Cloud Migration Funding



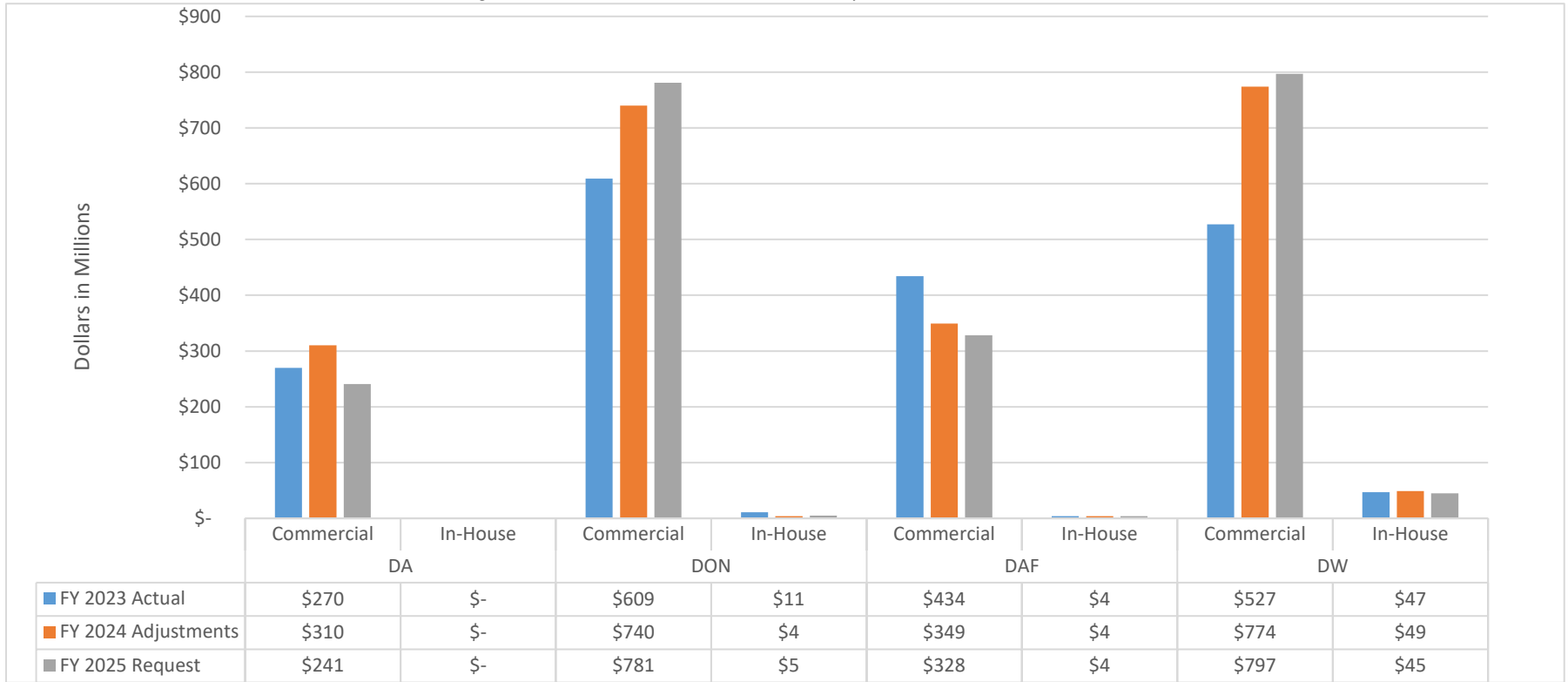
The FY 2025 total cloud resources, including cloud migration, is \$2.4B. Figure 15 summarizes the total cloud and cloud migration budget.

Figure 15: FY 2025 Cloud and Cloud Migration Funding by Resource Bureau



The majority of the Department’s FY 2025 cloud budget estimate is provided by commercial service providers, representing 97% of the total cloud budget.

Figure 16: FY 2025 Cloud Sources by Resource Bureau



5. Cyberspace Activities

The CA budget is divided into 3 portfolios – cybersecurity, cyberspace operations, and research and development. The total FY 2025 CA budget is \$14.5B. The table below summarizes the CA budget by the CA portfolios and individual resource bureau.

Table 5: FY 2025 Cyberspace Activities Budget

Category (\$M)	FY 2023 Actuals	FY 2024 Adjustments	FY 2025 Request	Δ FY 2024 Adjustments - FY 2025 Request
Cybersecurity	\$6,901.2	\$7,471.0	\$7,418.7	(\$52.3)
Cyberspace Operations	\$4,852.9	\$6,320.7	\$6,405.1	\$84.4
<i>Cyberspace Operations - Cyber Mission Force</i>	\$2,183.4	\$2,832.6	\$2,520.0	(\$312.6)
<i>Cyberspace Operations - USCYBERCOM HQ</i>	\$312.7			
<i>Cyberspace Operations - All Other</i>	\$2,356.8	\$3,488.1	\$3,885.1	\$397.0
Cyber Research and Development	\$644.0	\$596.6	\$629.4	\$32.8
Total Cyberspace Activities	\$12,398.1	\$14,388.3	\$14,453.2	\$64.9
Department of the Army	\$2,524.4	\$2,662.1	\$2,236.9	(\$425.2)
Department of the Navy	\$1,867.2	\$1,691.5	\$1,825.1	\$133.6
Department of the Air Force	\$3,793.7	\$3,107.9	\$3,352.1	\$244.2
Defense-Wide	\$4,212.8	\$6,926.8	\$7,039.1	\$112.3
Total Cyberspace Activities	\$12,398.1	\$14,388.3	\$14,453.2	\$64.9

Additional highlights are provided in the USD (Comptroller) (USD(C)) FY 2025 Budget Request Overview Book posted on the USD(C) website¹. The CA details are provided on pages 2-14 – 2-16.

¹ https://comptroller.defense.gov/Portals/45/Documents/defbudget/FY2025/FY2025_Budget_Request_Overview_Book.pdf

6. Federal IT Dashboard

The Federal IT Dashboard is a website² that enables federal agencies, industry, the general public, and other stakeholders to view federal information technology investment details. Agency CIOs are responsible for evaluating and updating select data on a regular basis, which is accomplished through interfaces provided by the IT Dashboard. The OMB public IT Dashboard reflects the DoD unclassified IT budget submission and protects classified IT/CA and national security system (NSS) information from public distribution.

² <https://www.itdashboard.gov/>

APPENDIX A: ACRONYM LIST

AI	artificial intelligence
BMA	business mission area
CA	cyberspace activities
CDAO	Chief Digital and Artificial Intelligence Office
CIO	Chief Information Office
COE	category of expense
DA	Department of the Army
DAF	Department of the Air Force
DBS	defense business system
DoD	Department of Defense
DON	Department of the Navy
DW	Defense-wide
E-Gov	E-Government
FOIA	Freedom of Information Act
GPRAMA	Government Performance and Results Modernization Act
ISR	intelligence, surveillance, and reconnaissance
IT	information technology
LoB	lines of business
MILCON	military construction
MILPERS	military personnel
NSS	national security system
OMB	Office of Management and Budget
OPM	Office of Personnel Management
PB	President's Budget
PKI	public key infrastructure
RDT&E	research, development, test, and evaluation
TBM	Technology Business Management
USD	Under Secretary of Defense
USD(C)	Under Secretary of Defense for Comptroller
WCF	working capital fund